


PREVIEW





Hello! Thank you so much for previewing. :) Tanya



BC CORE COMPETENCIES

UPDATED 2020!



INTERACTIVE

K-7



Activities



Tracking Sheets



Self-Assessment



Bulletin Material



240+ Pages

INTRODUCTION

Welcome!

I am so excited to share this resource with you. This package is all about diving into Core Competency learning in an interactive way.

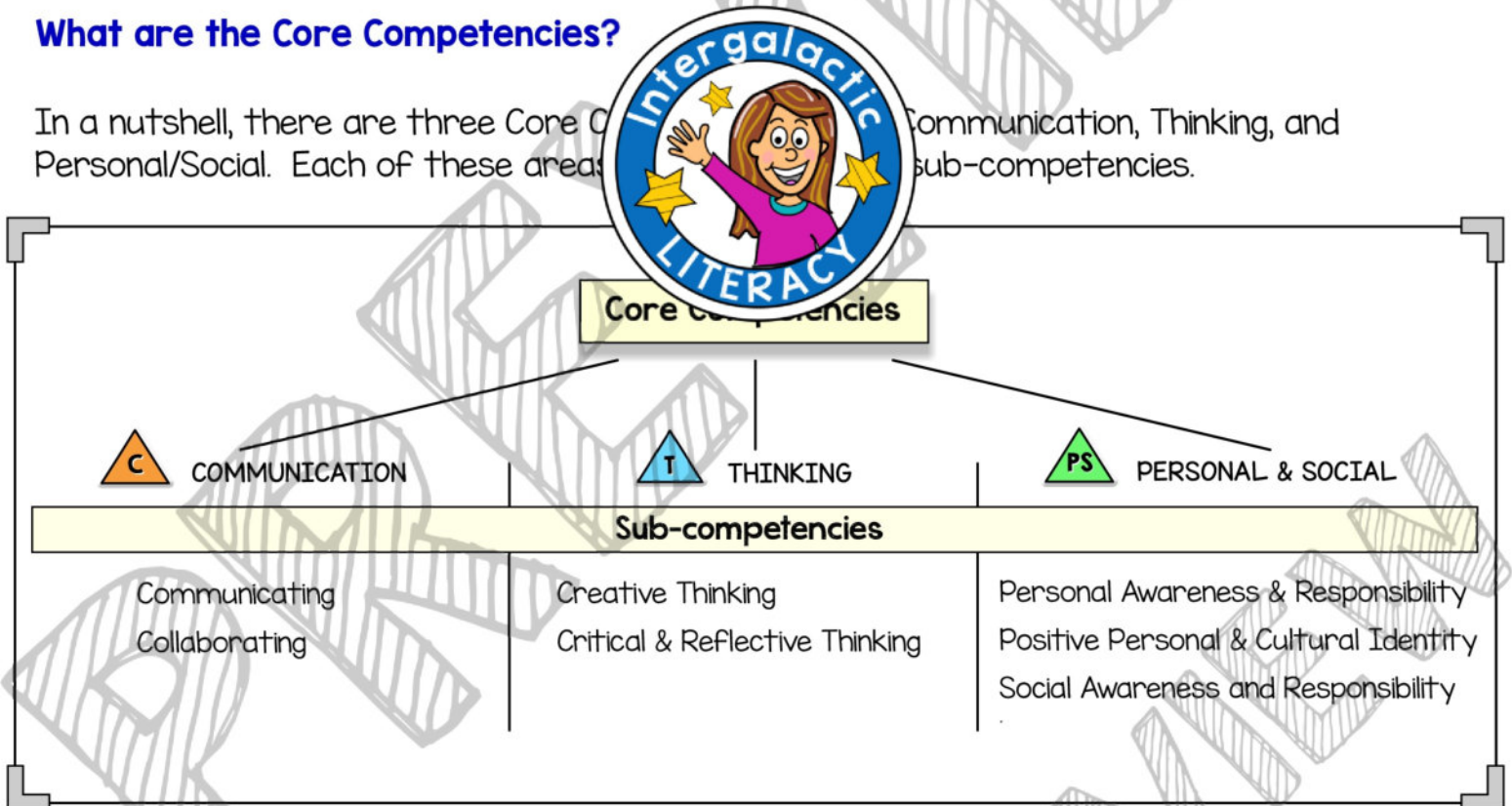


Students will expand their understanding of the three Core Competencies and 7 sub-competencies within the BC Curriculum; making personal connections, setting and reviewing individual goals, and engaging in self-assessments.

The activities are designed for use throughout the year, and support building a bank of artifacts for a personalized learning portfolio.

What are the Core Competencies?

In a nutshell, there are three Core Competencies: Communication, Thinking, and Personal/Social. Each of these areas has several sub-competencies.



Each of the seven sub-competencies contain 3-4 aspects, known as facets. Exploring sub-competencies and facets helps to broaden students' understanding of the Core Competencies, and assists with personal goal setting and self-assessment.



INTRODUCTION

About the Package

Inside you will find interactive pages and activities for supporting students with their understanding, goal-setting, and self-assessment of the BC Core Competencies. Whether you are a BC educator, a homelearning parent, or have an interest in competency based/personalized learning, this package offers many unique and fun ideas!



Teacher instructions and ideas for use are included throughout, along with hands-on activities, worksheets, tracking and work sample templates, bulletin board material, and blank templates for extending students learning in creative ways.

Each activity has been carefully crafted and illustrated, containing options to suit multi-ages, allowing for differentiation and adaptability for years to come. You can easily select components that work best for your students, picking and choosing any combination of activities and templates.



INTRODUCTION



A Closer Look...

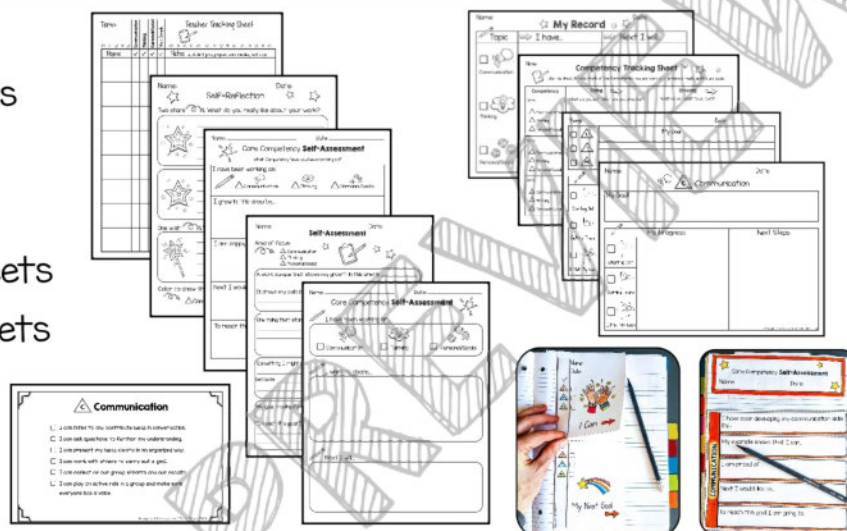
The first section focuses on deepening students' understanding of the **Core Competencies** and smaller **sub-competencies** held within. Hands-on activities extend awareness and help form personal connections to the competencies, which sparks individualized learning goals.

- ⇒ Fold & Flip Tabs
- ⇒ Glue & Flip Tabs
- ⇒ Full Page Interactive Flip Tabs
- ⇒ Oversize Glue & Flip Tabs
- ⇒ Bookmarks
- ⇒ Word Puzzles
- ⇒ Sorting Envelopes & 'I Can' State



The next section focuses on **goal setting**, **self-reflection** and **self-assessment** of competency goals. Students choose personal competency goals, and move into reflecting on work, self-assessing growth, celebrating achievements, identifying future goals, sharing work samples, and tracking progress.

- ⇒ 'I Can' Statement Reference Cards
- ⇒ Self-Reflection Pages
- ⇒ Self-Assessment Pages
- ⇒ Student Competency Tracking Sheets
- ⇒ Teacher Competency Tracking Sheets
- ⇒ Student Work Sample Templates



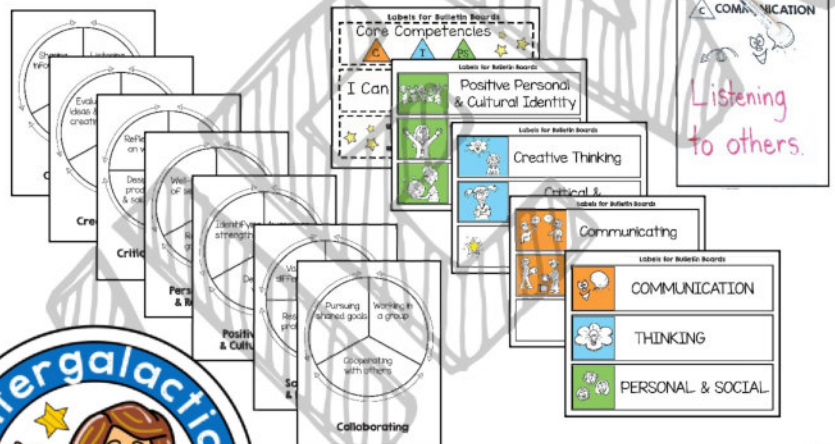
INTRODUCTION



A Closer Look cont'd...

The last section includes **labels and display material** to draw attention to the competencies, as well as printable blank templates for activity extensions, and bonus lined paper for use with interactive flaps.

- ⇒ Bulletin Board & Display Material
- ⇒ Blank Templates
- ⇒ Lined Paper for Interactive Flaps
- ⇒ Word Puzzle Answer Key



Only a small amount of materials are shown in these activities.



For the interactive pages students will need: scissors, glue, a notebook/folder/paper, something to color with, and a pencil, or pen, for writing. The fold and flip tabs are set up to be used quickly and easily, requiring a pair of scissors and a pencil for drawing/writing.

Connecting With Us...

If you have any questions or wonderings about this resource, I am happy to help! Please send messages to Info@IntergalacticLiteracy.com. :) Tanya Baker




You can connect with us by joining our Facebook group - the [Intergalactic Literacy Clubhouse!](#) This is a place to find updates, touch base, share exciting ways you are using these resources, and to explore educational topics together: such as: mindfulness, creativity, and competency-based learning :).

Sampling of Sections

★ FOLD & FLIP TABS ★ IDEAS FOR USE ★


Core Competencies Fold & Flip Tab - Primary (Gr K-3)



This is a great starting place to introduce, or review, the Core Competencies. Students can draw/write about each competency to help build their understanding.

The 3 Core Competencies are: Communication, Thinking, and Personal & Social.

💡 Ideas for Use

- 
- As a class talk about what each competency means and brainstorm a list of skills for each one. Descriptions of Core Competencies can be found on the BC Ministry of Education website.

🍎 In a Nutshell

C COMMUNICATION	T THINKING	PS PERSONAL & SOCIAL
<ul style="list-style-type: none"> listening to others asking questions sharing information cooperating with others working in a group presenting work engaging in discussions 	<ul style="list-style-type: none"> getting ideas developing ideas investigating reflecting on work making judgements designing products/solutions problem solving 	<ul style="list-style-type: none"> expressing needs/thoughts well-being of self understanding of self/culture setting/pursuing goals building positive relationships resolving problems caring for others/environment

- After brainstorming, hand out Core Competency Fold & Flip Tabs. Have students write or draw a picture to show their understanding of the competencies. If you would like to focus on just one of the competencies at a time, they can be cut apart and distributed one flap at a time. Or, the whole page can be provided for students to put together. It's quick and easy!


- As an option read some competency 'I Can' statements aloud (included in competency sorting section). Have students reflect on the activities they have engaged in, that correspond to the statements. Students can share ideas as a class, and select one to draw/write about on Core Competency Flap.

- As an extension, students can create their own goals to put under the competency.

IntergalacticLiteracy.com ©Tanya Baker, 2020

★ GLUE & FLIP TABS ★ IDEAS FOR USE ★

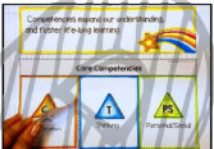
Core Competencies Glue & Flip Tabs - Intermediate (Gr 4-7)



This is a great starting place to introduce, or review, the Core Competencies. Students can express their understanding about the competencies under the tabs.

The 3 Core Competencies are: Communication, Thinking, and Personal & Social.

💡 Ideas for Use

- 
- This page is set up as a cut and paste activity. Students cut out the pieces and glue into a notebook, folder, or onto a sheet of paper.
 - It includes optional explanation cards that students can use to glue under the flaps.

- As a class talk about what each competency means and brainstorm a list of skills for each one. Descriptions of the Core Competencies can be found on the BC Ministry of Education website.

🍎 In a Nutshell


C COMMUNICATION	T THINKING	PS PERSONAL & SOCIAL
<ul style="list-style-type: none"> listening to others asking questions sharing information cooperating with others working in a group presenting work engaging in discussions 	<ul style="list-style-type: none"> getting ideas developing ideas investigating reflecting on work making judgements designing products/solutions problem solving 	<ul style="list-style-type: none"> expressing needs/thoughts well-being of self understanding of self/culture setting/pursuing goals building positive relationships resolving problems caring for others/environment

- Have students cut out pieces and glue into a notebook, folder, or on a piece of paper. Students can lift the flaps and write down the meaning of each competency in their own words. If you would like to focus on just one of the competencies at a time, they can be cut apart and distributed one flap at a time. Or, the whole page can be provided for students to put together. It's quick and easy!

IntergalacticLiteracy.com ©Tanya Baker, 2020

★ FOLD & FLIP TABS ★ IDEAS FOR USE ★



Sub-competencies Fold & Flip Tabs - All grades



This versatile activity will help students learn about the smaller competencies that make up the Core Competencies. Students can use the flip tabs to draw/write about each sub-competency, to build their understanding.

The 7 sub competencies are: Communicating, Collaborating, Creative Thinking, Critical & Reflective Thinking, Personal Awareness & Responsibility, Positive Personal & Cultural Identity, and Social Awareness & Responsibility.

💡 Ideas for Use

- 
- 
- Focus on one Core Competency area at a time (Communication, Thinking, or Personal/Social). As a class identify the sub-competencies within that Core Competency area, and brainstorm a list of skills that fit within those sub-competencies. Descriptions of sub-competencies can be found on the BC Ministry of Education website.


🍎 In a Nutshell

Core Competencies		
C COMMUNICATION	T THINKING	PS PERSONAL & SOCIAL
Sub-competencies		
Communicating Collaborating	Creative Thinking Critical & Reflective Thinking	Personal Awareness & Responsibility Positive Personal & Cultural Identity Social Awareness & Responsibility

IntergalacticLiteracy.com ©Tanya Baker, 2020

★ OVERSIZE GLUE & FLIP TABS ★ IDEAS FOR USE ★


oversize Core Competencies Glue & Flip Tabs - Multiple Grade Ranges



The oversize options provide larger text and more space to draw and write under the flip tabs. They are well suited to focusing on one Core Competency area at a time.

Larger versions of images and pie charts are also included to place under the tabs, that illustrate themes and facets within the competencies.

💡 Ideas for Use

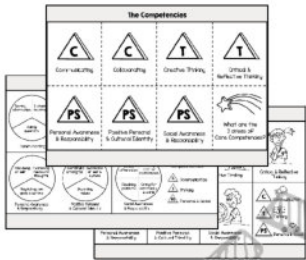
- 
- These pages are set up as cut and paste activities.
 - Select a page you would like to use with your students.
 - One page focuses on the Core Competencies. There are optional cut outs provided that can be placed under the flaps, including blank spaces to draw/write.
 - Three pages focus on the sub-competencies. There are optional cut outs provided that can be placed under the flaps, to suit a range of grades.
 - Have students cut out and put together, gluing into a notebook or folder, or onto a piece of plain paper.
 - As an extension, students can write/draw about their understanding of the competencies, a strength of theirs, or a goal they are working towards for an area.
 - Blank pie charts have been included at the back of this package, to allow for further creativity. It provides an opportunity to create your own facet wording as a class. Optional lined paper, for use under flaps, is also included.

IntergalacticLiteracy.com ©Tanya Baker, 2020

Sampling of Sections

★ FULL PAGE FLIP TABS ★ IDEAS FOR USE ★

Competencies Full Page Flip Tabs - Variations included to suit all grade levels



A Fun way to introduce or review the competencies, is to make these interactive Flaps. Not only is it a great hands on activity, it can be referred to many times over the course of the year.

This is more detailed than the previous pages, with all sub-competencies showing. Pages can be mixed and matched allowing for differentiation, for what you see when you open the flaps.


Two pages are needed for this activity. The top flap and the inside flap. Students cut out the pieces from the first page and glue onto the second sheet. The finished interactive sheet can be pasted into a large notebook or folder, to be kept handy for future use.



Early Primary



Upper Primary & Lower Intermediate



Upper Intermediate

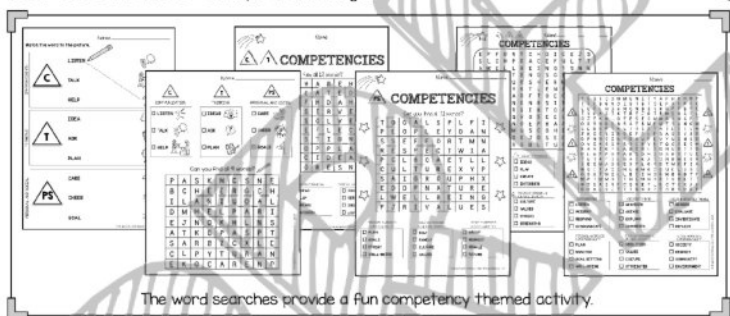


There are three variations provided. Each page is coded on the bottom left to identify the page. The top flap shows the competencies. The bottom flap goes underneath and illustrates the components of them. The pie charts show the facets of the sub-competencies.

IntergalacticLiteracy.com ©Tanya Baker, 2020

★ WORD PUZZLES ★ IDEAS FOR USE ★

Word Searches - Multiple Grade Ranges



The word searches provide a fun competency themed activity.

★ Ideas for Use

There are different levels of word puzzles, allowing for differentiation and multiple grade use.

Early Primary



Matching activity

Primary



Core Competency word searches

Upper Primary



Intermediate



Sub-competency word searches

➔ The word searches are perfect for spare time and rainy day activities. They could even be used as a springboard to lead into a discussion on the competencies. Can you think of examples of where you have used these competencies? What are they? What competencies do you feel are your strengths? What areas would you like to grow, and why?

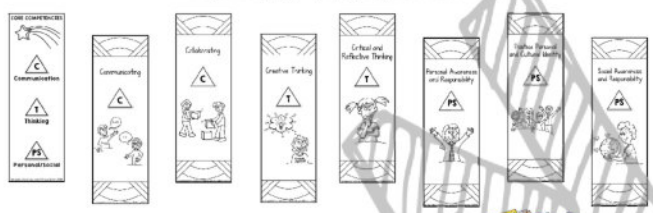
➔ As an extension, blank word search templates have been provided at the back of the package. Students can use them to create their own word searches.

IntergalacticLiteracy.com ©Tanya Baker, 2020

★ BOOKMARKS ★ IDEAS FOR USE ★

Bookmarks - Multiple Grade Ranges

A quick activity - print, cut, and color!



The bookmarks provide a sweet visual reference of the competencies.

★ Ideas for Use

➔ Print on card stock or have students paste their bookmarks on a piece of construction paper to make them sturdy. Students can color and keep their bookmarks to use through the term.

➔ The bookmarks can be used as a springboard, into a discussion on competencies: What does this competency mean to you? Can you think of examples of activities for them? Can you think of examples in your day to day life that align with them? What competencies do you feel are your strengths? What areas would you like to grow, and why?

➔ Different bookmarks can be handed out throughout the year depending on competency areas of focus in class.

➔ As an option, students can select a bookmark, based on the area of their goals, to color and keep. Bookmarks can be laminated for long term use.

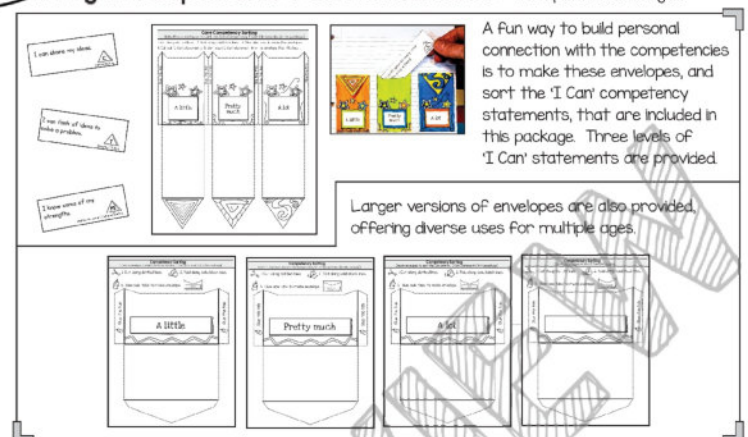
➔ Teachers can laminate a bookmark set, to display in pocket charts. They can be used to lead discussions on competencies, such as talking about the various components within the Core competencies, and personal goal setting.

➔ In addition, blank bookmark templates have been provided at the back of the package, for students to illustrate their own bookmarks.

IntergalacticLiteracy.com ©Tanya Baker, 2020

★ COMPETENCY SORTING ACTIVITY ★ IDEAS FOR USE ★

Sorting Envelopes and 'I Can' Statements - Multiple Grade Ranges



A Fun way to build personal connection with the competencies is to make these envelopes, and sort the 'I Can' competency statements, that are included in this package. Three levels of 'I Can' statements are provided.

Larger versions of envelopes are also provided, offering diverse uses for multiple ages.

Sorting 'I Can' competency statements helps build students' understanding of the competencies, and provides an opportunity for reflection on how much they engage in these skills. It also assists students in identifying skills and areas that they may wish to grow further.

★ Ideas for Use

➔ Have students make the sorting envelopes. Hand out 'I Can' competency statements that are included in this package. The 'I Can' statements have been adapted from SD 62 Learning Commons Posters. Students can cut out, read and reflect on how much each statement describes them at the present time (a little, pretty much, a lot). Have students place each 'I Can' statement into the envelope that fits best.

➔ For younger students, this can be done as a class activity. Students can place the labelled envelopes on their desk. Teachers can read 'I Can' statements aloud. As the teacher reads a statement, students can tap an envelope on their desk to show how much it describes them at the present time (a little, pretty much, a lot).

➔ Throughout the year, this activity can be repeated, and students can see how their skills are evolving. It also lends itself to reviewing at student-led conferences.

IntergalacticLiteracy.com ©Tanya Baker, 2020

Sampling of Sections

★ SELF-REFLECTION ★ IDEAS FOR USE ★

Competency Self-Reflection Sheets - Multiple Grade Ranges

Self-reflection and goal setting play a large role in the competency based curriculum.

These pages help students celebrate their learning, identify personal goals, and design plans to reach their goals.

Various formats of sheets have been provided, offering a range of options.

There are blank templates to allow learners space to draw or write, as well as interactive Fold and Flip tabs, and sheets to celebrate learning.

Goal Setting

Fold and Flip Tabs

Two Stars and a Wish

Primary Intermediate Multiple Grades Primary

IntergalacticLiteracy.com ©Tanya Baker, 2020

★ SELF-ASSESSMENT ★ IDEAS FOR USE ★

Competency Self-Assessment Sheets - Multiple Grade Ranges

Self-assessment plays a large role in the competency based curriculum.

These pages help students self-assess their learning, as they reflect on growth with competency based goals, identify next steps, and set new goals.

Various formats of sheets have been provided, offering a range of options.

There are templates with blank spaces for students to draw/write, sheets with sentence starters, and interactive Fold and Flip tabs, to assist students in self-assessment.

Primary Intermediate Multiple Grades Primary

IntergalacticLiteracy.com ©Tanya Baker, 2020



★ STUDENT COMPETENCY TRACKING SHEETS ★ IDEAS FOR USE ★

Student Competency Tracking Sheets - Multiple Grade Ranges

The tracking sheets provide an opportunity for students to track their competency learning journey, by recording goals, activities, progress, and future plans.

They also provide a visual overview of Core Competencies engaged in, and areas that have yet to be worked on.

My Record

My Plan

My Progress

➡ The tracking sheets can be filled out as a whole class activity, or students can be encouraged to fill them out on their own. For early primary grades the teacher may wish to scribe for students. The tracking sheets can be used at regular intervals throughout the year.

➡ A variety of sheets have been included, to offer a range for different grades. You can choose the one(s) you feel would be best for your students. Some pages have more room to draw/write, which is particularly handy for younger students. Although, you may find these roomy sheets handy for older grades too!

➡ Tracking sheets can be kept in a duo-tang folder or glued into a large notebook.

★ TEACHER COMPETENCY TRACKING SHEETS ★ IDEAS FOR USE ★

Teacher Competency Tracking Sheets - Multiple Grade Ranges

The teacher tracking sheets are useful for recording your students' personal learning goals.

Six variations have been included.

💡 Ideas for Use

- ➡ As students create and engage in competency goals, you can use these sheets to keep a record of student progress. i.e., personal learning goals, competency areas covered, work samples shared, future plans identified.
- ➡ Have printed record sheets handy, taking notes as convenient, to assist with supporting individual competency learning. Teachers can keep an eye out for students engaging in their goals and offer support by noticing, encouraging, and celebrating learning as it unfolds.
- ➡ The information gathered on tracking sheets can assist in student reporting - sharing competencies of focus and individual goals.
- ➡ Two of the sheets include stages of progress for tracking extra information on competency goals (i.e., noting when a student's goal is set, started, in progress, and met). This can be gathered from student self-assessments throughout the year.

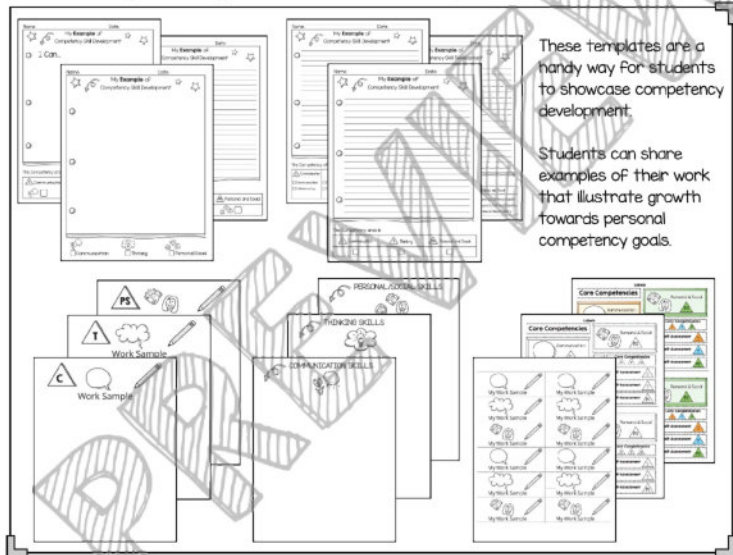
Teacher Tracking Sheet

Teacher Tracking Sheet

Sampling of Sections

★ WORK SAMPLE TEMPLATES ★ IDEAS FOR USE ★

Work Sample Templates & Labels - Multiple Grade Ranges



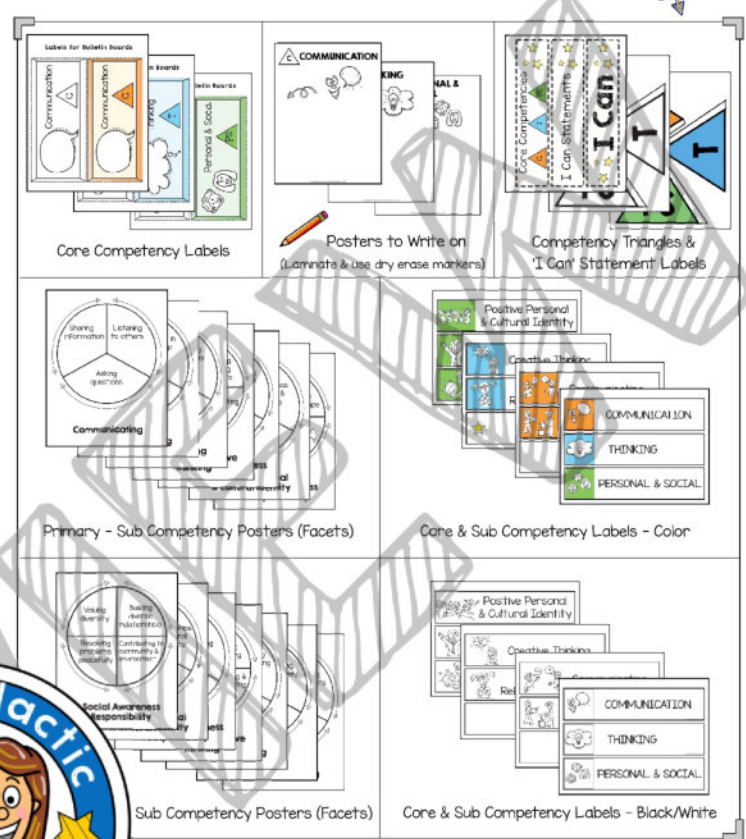
Ideas for Use

- ➔ At review seasons, have students use one of these sheets to share progress on their choosing work samples that illustrates strengths and growth in a competency area.
- ➔ Students can draw/write descriptions about what they did and how they grew in. They can include photos, and/or attach physical work samples they wish to share. Pages include a checkbox to select the competency area of focus.

IntergalacticLiteracy.com ©Tanya Baker, 2020

★ BULLETIN BOARD/DISPLAY MATERIAL ★ IDEAS FOR USE ★

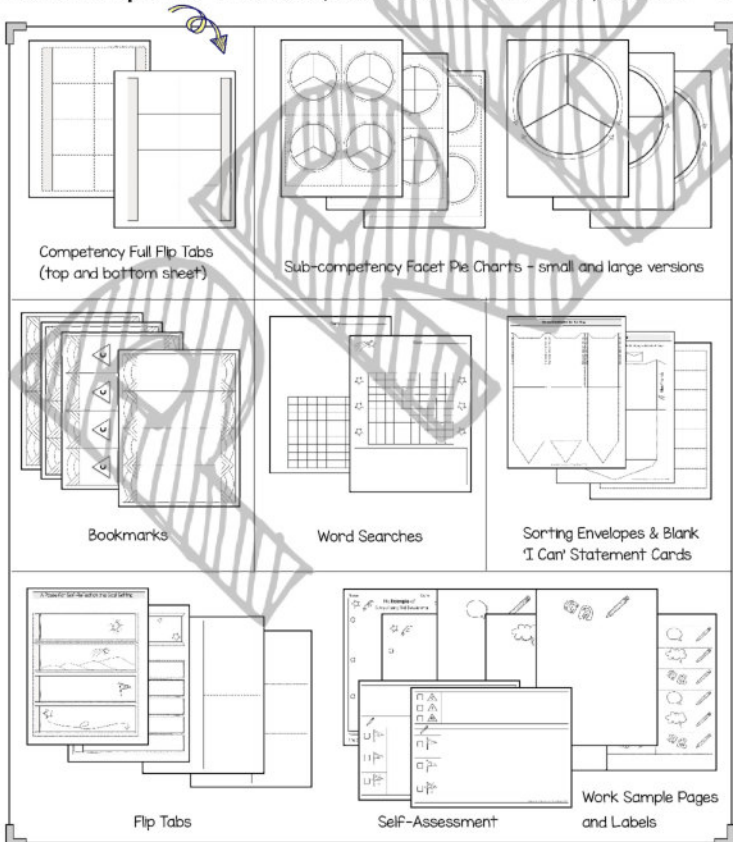
Bulletin Board & Wall Display Material - This section contains



IntergalacticLiteracy.com ©Tanya Baker, 2020

★ BLANK TEMPLATES ★ IDEAS FOR USE ★

Blank Templates - Printable templates that can be used for activity extensions.



IntergalacticLiteracy.com ©Tanya Baker, 2020





Table of Contents

 Click to jump to pages :)

INTRODUCTION	Page 2
--------------	--------

FOLD & FLIP TABS

Instructions & Ideas	Page 11
Core Competencies - Primary	Page 16
Sub-competencies - Multiple Grades	Page 17

GLUE & FLIP TABS

Instructions & Ideas	Page 21
Core Competencies - Intermediate	Page 23

FULL PAGE INTERACTIVE FLIP

Instructions & Ideas	Page 26
Core Competencies/Sub Competencies - Primary	Page 28
Core Competencies/Sub Competencies - Primary/Intermediate	Page 30
Core Competencies/Sub Competencies - Upper Intermediate	Page 32



OVERSIZE GLUE & FLIP TABS

Instructions & Ideas	Page 35
Core Competencies - Multiple Grades	Page 37
Sub-competencies - Multiple Grades	Page 40

BOOKMARKS

Instructions & Ideas	Page 50
Core Competencies - Multiple Grades	Page 51
Sub-competencies - Multiple Grades	Page 52

Continued on next page 



Table of Contents cont'd

WORD PUZZLES

Instructions & Ideas	Page 60
Matching Activity - Early Primary	Page 61
Core Competency Word Search - Primary	Page 62
Communication/Thinking Word Search - Upper Primary	Page 63
Personal & Social Word Search - Upper Primary	Page 64
Sub-competency Word Search 1 - Intermediate	Page 65
Sub-competency Word Search 2 - Intermediate	Page 66

SORTING ENVELOPES & 'I CAN' STATEMENTS

Instructions & Ideas	Page 68
Small Sorting Envelopes - Intermediate	Page 70
Large Sorting Envelopes - All Grades	Page 71
'I Can' Statements - Primary	Page 75
'I Can' Statements - Intermediate	Page 77
'I Can' Statements - Middle School	Page 79



SELF-REFLECTION PAGES

Instructions & Ideas	Page 82
'I Can' Statement Reference Cards - Multiple Grades	Page 86
Goal Setting - Primary	Page 95
Goal Setting Interactive - Intermediate	Page 96
Fold and Flip Reflection Tabs - Multiple Grades	Page 97
Two Stars and a Wish - Primary	Page 102
Two Stars and a Wish - Intermediate	Page 104

Continued on next page ➡



Table of Contents cont'd

SELF-ASSESSMENT PAGES

Instructions & Ideas	Page 106
Blank Space Sheets - Primary	Page 109
Sentence Starter Sheets - Intermediate	Page 112
Interactive Pages - Primary	Page 114
Interactive Pages - Intermediate	Page 117
Communication - Blank & lined - Multiple Grades	Page 120
Thinking - Blank & Lined - Multiple Grades	Page 123
Personal & Social - Blank & Lined - Multiple Grades	Page 126
Competencies - Blank & Lined - Multiple Grades	Page 129

STUDENT COMPETENCY TRACKING SHEETS

Instructions & Ideas	Page 133
13 Variations of Student Tracking Sheets	Page 135



TEACHER COMPETENCY TRACKING SHEETS

Instructions & Ideas	Page 149
6 Variations of Teacher Tracking Sheets	Page 150

STUDENT WORK SAMPLE TEMPLATES

Instructions & Ideas	Page 157
Blank Templates - Early Primary	Page 159
Double Spaced Templates - Primary	Page 161
Single Spaced Templates - Intermediate	Page 163
Blank Sheets - Multiple Grades	Page 165
Labels - Multiple Grades	Page 170

Continued on next page ➡



Table of Contents cont'd

BULLETIN BOARD & DISPLAY MATERIAL

Overview	Page 174
Core Competency Labels	Page 175
'I Can' Statement Labels	Page 178
Competency Triangles	Page 179
Core/Sub Competency Labels	Page 181
Blank Posters	Page 189
Sub-competency Facets - Primary	Page 192
Sub-competency Facets - Intermediate	Page 199

BLANK TEMPLATES

Overview	Page 207
Competency Full Flip Tabs	Page 208
Sub-Competency Facet Pie Chart	Page 210
Bookmarks	Page 216
Word Searches	Page 220
Sorting Envelopes and Cards	Page 222
Flip Tabs	Page 225
Self-Assessments	Page 229
Work Sample Pages	Page 231
Small Labels	Page 236



EXTRA MATERIAL

Optional Writing Paper	Page 238
Word Search Answer Keys	Page 266

TERMS OF USE

Page 268

★ ★ ★ **BC Core Competencies** ★ ★ ★
Activities & Self-Assessment (K-7)



Thank you for previewing!

Want to keep up to date on freebies, new products, and sales? Be sure to follow me on [Teachers Pay Teachers](#), [Facebook](#), [my Blog](#), or [Pinterest](#).

You can also connect with us by joining our Facebook group – the [Intergalactic Literacy Clubhouse!](#)

For any questions regarding this package, please contact me at:
Info@IntergalacticLiteracy.com



With smiles, Tanya

★ ★ ★ **Terms of Use** ★ ★ ★

[IntergalacticLiteracy.com](#) ©Tanya Baker, 2017, revised 2020

All rights reserved. Permission is granted to reproduce pages in limited quantities for personal student or classroom use by the original purchaser or licensee. The reproduction of any other part of this product is strictly prohibited. Copying any part of this product and placing it on the Internet in any form (even a personal/classroom website) is strictly forbidden and is a violation of the Digital Millennium Copyright Act (DMCA). Illustrations ©Tanya Baker, 2020



Thank You Credits



Interested in more competency resources? Pop by my [Competency Resource category](#).